



## Mini Flight Type Dishwasher



### Features


- New design of washing arm that easy to dismantle and clean
- High efficiency wash pump with fully stainless steel impeller
- New design of washing arm with wide angle water jet type nozzle design, reach perfect washing quality and anti-clog
- Washing capacity reaches 1000~5000 plates by using frequency controller
- Double layer door to prevent heat loss, energy saving, easy to operate and maintain
- Whole machine is made of SUS304 stainless steel for durability, compliance with hygiene and anti-rot




### VT-F11DM

Mini Flight Type	1 Tank+1 Rinse
Dimension	3055*830*1650mm
Loading Dimension	530*420mm
Capacity	1.7~2.0m/min@240Racks/hr
Rinse Usage	5L/min
Wash Pump Power	1.5kW
Wash Tank Heater	15kW
Booster Heater	36kW
Conveyor Motor	0.5kW
Power Supply	400V/50Hz/3ph
Steam Supply	70kg/hr
Electrical Loading	53kW/2kW

Dryer (Optional):-	
Length	800mm
Height	2050mm
Motor Power	1.5kW
Heater	9kW



High temperature rinse surround type



Strainer design easy to clean



Automatically start wash and rinse with energy saving infrared sensor control system



High efficient conveyor system

